

Please fill in in block letters!

Patient details

Man Woman Date of Birth: _____

Name, Surname _____

Street and house number _____

Postal code and city _____

Country _____

Time of Sampling Date of Sampling



Biovis Diagnostik MVZ GmbH

Prof. Dr. med. Burkhard Schütz
Scientific Director

Dr. med. Susanne Franck'
Medical Management

Dr. med. univ. Vilmos Fux'
Dr. med. Herbert Schmidt'
Prof. Dr. med. Michael Kramer'
Prof. Dr. med. Dr. phil. Jörg Kriegsmann²

Brüsseler Straße 18
65552 Limburg-Eschhofen

Tel.: +49 (0) 64 31 / 21 248 - 0
Fax: +49 (0) 64 31 / 21 248 - 66

E-mail: info@biovis.de
Web: www.biovis.de

¹Specialist in Laboratory Medicine
²Specialist in Pathology

REQUEST FORM

A13-5 EN

Barcode or Practice Stamp

PLEASE PRINT OR USE ADDRESS LABEL!
DO NOT USE ANY PAPER CLIPS, STAPLES OR STICKERS!

Attention: Samples requiring Express Shipment must arrive at the laboratory within 24 h.
Dispatch from Monday to Thursday. Please, do not ship samples on Fridays or before public holidays.

Diagnostic Test Directory

- I. Mitochondrial Medicine
- II. Allergies and Intolerances
- III. Neurological Stress and Endocrinology
- IV. Saliva Tests
- V. Immunology and Haematology
- VI. Infection Diagnostics
- VII. Clinical Chemistry
- VIII. Detoxification / Toxicology
- IX. Genetics

For Individual Requests:

I. Orthomolecular and Mitochondrial Medicine

Minerals and Trace Elements

Profiles

- E110 **Whole Blood Mineral Analysis** Hep
8 minerals and trace elements
Sodium, potassium, calcium, magnesium, iron, zinc, copper, selenium
- E105 **Whole Blood Mineral Analysis Midi** Hep
16 minerals and trace elements, including 12 essential and 4 toxic
Sodium, potassium, calcium, magnesium, iron, zinc, copper, chromium, manganese, selenium, lead, cadmium, phosphorus, molybdenum, nickel, mercury
- E101 **Whole Blood Mineral Analysis Maxi** Hep
24 minerals and trace elements, including 15 essential and 9 toxic
Sodium, potassium, calcium, magnesium, molybdenum, iron, zinc, copper, selenium, chromium, manganese, phosphorus, boron, lead, cadmium, nickel, mercury, aluminum, arsenic, iodine, cobalt, vanadium, tin, thallium
- E115 **Intracellular Minerals** Hep
Detects zinc, selenium, magnesium, manganese and potassium in washed red blood cells. Preferably carried out whenever cell count is reduced (anemia).

Individual Parameters

- E120 **Zinc in Whole Blood** Hep
 - E130 **Selenium in Whole Blood** Hep
 - E132 **Selenoprotein P** *New* S
 - E133 **Selenium supply** *New* S, Hep
 - E134 **Selenoprotein P autoantibodies** *New* S
 - E151 **Chromium in Whole Blood** S
 - E152 **Boron in Whole Blood** S
 - E160H **Iodine in Whole Blood** Hep
 - E160 **Iodine in Urine** 2nd MU
 - E162 **Iodine Stress Test** U24
- amount of urine collection/liter dose/mg

Security Parameters

- E505 **Coeruloplasmin** Copper Transport Protein S
- D135 **Glucose-6-Phosphate-Dehydrogenase** EDTA

Vitamins

- E420 **Vitamin Profile** 2S, 2EDTA
Vit. B6, B12, D3 (25-OH), folic acid, coenzyme Q10
 - E430 **Vitamin A** S
 - E440 **β-Carotene** S
 - E451 **Vitamin B1** (Thiamine Pyrophosphate)* EDTA
 - E460 **Vitamin B2** (FAD)* EDTA
 - E470 **Vitamin B3** (Nicotinamide) S
 - E485 **Vitamin B5** S
 - E480 **Vitamin B6** (Pyridoxal-5-Phosphate)* EDTA
 - E490 **Folic Acid Storage Status** (Vitamin B9) EDTA
 - E500 **Vitamin B12** S
 - E510 **Holotranscobalamin** S
 - E520 **Methylmalonic Acid** 2.MU
 - E530 **Vitamin C** Hep
 - E560 **Vitamin E** S
 - E570 **Biotin** (Vitamin H) S
 - E575 **Vitamin K1/K2** Sz
 - E576 **Uncarboxylated matrix GLA protein** EDTA-PI g
 - E580 **Coenzyme Q10** S
 - E590 **Coenzyme Q10 lipid corrected** S
- *only bioactive forms are routinely recorded*

Bioactive Vitamins

- E451A **Vitamin B1** EDTA EXP
- E460A **Vitamin B2** Sz EXP
- E470A **Vitamin B3** (Niacin) Sz EXP
- E480A **Vitamin B6** Sz EXP
- E500A **Vitamin B12** Sz EXP
- E490A **Folic Acid** Sz EXP
- E570A **Biotin** Sz EXP

Vitamin D Metabolism

- E540 **25-OH-Vitamin D3** S
- E540F **Free 25-(OH)-Vitamin D** Sz
- E550 **1,25-OH-Vitamin D3** Sz
- E552 **Vitamin-D-Ratio** Sz
Vit. D3 1,25-OH + 25-OH + Ratio
- E554 **Interactions in Vitamin D Metabolism** Hep, Sz
Ca (WB), Mg (WB), Zn (WB), PO4 (WB), Vit. K1/K2
- H540 **Vitamin D Genetics** EDTA
9 SNPs out of CYP2R1, CYP27B1, CYP24A1, VDR and VDBP
- F225 **Parathormone** Szg

Oxidative Stress

- E210 **Profile Oxidative Stress** S, U
Antioxidative capacity, lipid peroxidation, 8-OH-desoxyguanosine
- E220 **Profile Antioxidants** S, EDTA, Hep
Glutathione peroxidase, superoxide dismutase, b-carotene, vit. E, Se (WB), Zn (WB)
- E230 **Profile Glutathione Metabolism** CPDA/ACDB EXP
(GSH and GSSG)
- E235 **Intracellular Glutathione** 2Hep EXP
- E240 **Lipid Peroxidation** S
- E250 **Antioxidant Capacity** S
- E255 **Thiol Status** S
- E260 **8-Hydroxydesoxyguanosin** U
- E290 **Glutathione Peroxidase** EDTA
- E301 **Superoxide Dismutase Mn** S
- E305 **Ox. LDL** (oxidative modification of LDL) S

Nitrosative Stress and Mitochondria

Mitochondria

- E328 **BHI - Bioenergetic Health Index** CPDA/ACDB EXP
Multiparameter analysis for the assessment of mitochondrial performance, e.g. in patients with mitochondrial dysfunction or as monitoring during therapy
- E335 **Complementary Biomarkers to clarify causative factors** CPDA/ACDB EXP
PGC-1α, Nrf2, rhodanese
- E336 **mt/n DNA** CPDA/ACDB EXP
Determines the number of mitochondria per cell
- E337 **PGC-1α** (Mitochondrial Biogenesis) CPDA/ACDB EXP
Marker for mitochondrial biogenesis
- E338 **Nrf2** CPDA/ACDB EXP
Mitochondrial resistance against ROS (oxidative stress)
- E339 **Rhodanese** CPDA/ACDB EXP
- E330 **Mitochondrial Activity** CPDA/ACDB EXP
Evaluation of membrane potential
- E332R **Mitochondrial O₂-Radical Formation** EDTA EXP
Assessment of the endogenous neutralization capacity after formation of oxygen radicals

Blood: S = Serum; Sz = Serum - must be centrifuged (also in case of short shipping time); g = frozen; EDTA = EDTA-Whole-Blood; EDTA-PI = EDTA-Plasma; HCY = Special Vial Homocysteine; Hep = Heparin Whole-Blood; NaF = Sodium Fluoride Whole-Blood; CPDA/ACDB = Citrate Transport Med.; Citrat = Citrate Blood 1:10; CP = Citrate Plasma; CPg = Frozen Citrate Plasma; **Urine diagnostics:** 1st MU = First Morning Urine; 2nd MU = Second Morning Urine; U24 = Urine collected over a period of 24 hours; - **Other Materials:** T = Special Test Set; EXP = Sample Pick-up or Express Shipment required; Light-Protected; Genetic Consent required - **Detailed Legend see last page.**



Nitrosative Stress

- E320 **Profile Nitrosative Stress + Mitochondria** S, EDTA, CPDA/ACDB EXP
Mitochondrial activity, nitrotyrosine, coenzyme Q10, vit. B12, LDH isoenzyme
- E325 **Profile Nitrosative Stress** 2.MU
Nitrophenylacetic acid, methylmalonic acid, citrulline
- E340 **Nitrotyrosine** EDTA EXP
- E400 **Nitrophenylacetic Acid in Urine** 2.MU
- E350 **Citrulline in Urine** 2.MU
- E360 **Protein S100** Sz EXP
- E370 **Protein S100 Stress Test** 2Sz EXP
For test instructions - please go to www.biovis.de
- E380 **LDH and LDH-Isoenzymes** S
- E390N **Lactat / Pyruvat Ratio*** CP EXP
*on empty stomach, at rest

Organic Acids, Fatty Acids, Amino Acids

- E408 **Complete Profile Organic Acids** T908
Contains 24 organic acids and provides information on mitochondrial energy production, vitamin metabolism, methylation capacity (folic acid requirement), oxidative stress, amino acid metabolism, etc.
- E425 **Organic Acids of the Citric Acid Cycle** T908
Fumarate, citrate, malate, α -ketoglutarate
- E435 **Vitamin Metabolism Marker** T908
Methylmalonic acid, cystathionine, fumarate, isocitrate, citrate, α -ketoglutarate
- E610 **Amino Acid Status NEW** EDTA-PI. EXP
30 amino acids
- E640 **Fatty Acid Status in Whole Blood** EDTA
Complete overview of the distribution of fatty acids
- E644 **Fatty Acid Status of Erythrocyte Membranes** EDTA
Quantifies only fatty acids in erythrocyte membranes, not in serum, nor plasma
- E650 **Fatty Acid Status in Serum** S
Saturated/unsaturated fatty acids, ω 3/ ω 6-FS
Allows conclusions to be drawn concerning nutrition-dependent fatty acid supply, short-term influences are possible
- E630 **L-Carnitine free/in total** S


Special Tests

- L110 **Sander-Test** T904
- L120 **Kryptopyrrole** T903
- E190 **Hair Mineral Analyses** T913
38 minerals/trace elements/
toxic minerals/heavy metal index

Additional Profiles

- E670 **Basic Profile + OM** 2Sz  EDTA, Hep, NaF
Complete blood count, CRP, neopterin, ECP, creatinine, urea, yGT, GPT, K + Na + Ca (S), K + Mg + Zn (WB), transferrin saturation, extracellular K, blood sugar, cholesterol, HDL, LDL, TGL, uric acid, TSH, LDH + LDH isoenzymes, antioxidant capacity
- E660 **Hair Loss Profile** S, EDTA, Hep
Small blood count, vit. B12, folic acid, biotin, zinc in whole blood, transferrin saturation, TSH
- E690 **Profile for Vegetarians and Vegans** 2S, Hep
Ferritin, zinc in whole blood, vit. B12, vit. D3 (25OH), total protein (S), L-carnitine

Alzheimer's Disease Profiles

- PP3ALZ **Alzheimer's Basic Profile** S, 2EDTA, Hep, NaF 
ApoE, whole blood mineral analyses, blood sugar, HbA1c, vit. D3 (25OH)
- Can be complemented by the following profiles:
A712A microbiome mini + A750 maldigestion, malabsorption, MIS - please see request form A13 Gastrointestinal, Microbiology*
- PP4ALZ **Addition to Alzheimer's I; complete**
Fatty acid status in serum, oxLDL, S, Hep, T925, TBio1 TSH, fT3, fT4, extended whole blood mineral analysis, heavy metals after chelate, day profile of salivary cortisol
- PP5ALZ **Addition to Alzheimer's II complete** 2S, 2EDTA, Hep
Whole blood mineral analysis maxi, vitamin profile, LpPLA2

Blood Spot Tests

Please see separate request form MIU

II. Allergies and Intolerances

Antibody Mediated Food Intolerances

Pre-screens for orientation

- C043 **Pre-Screen A** S
Screening for food intolerance reactions, detects food allergies by IgE-AB, IgG4-mediated intolerances and all pollen associated food allergies
- C044 **Pre-Screen B** S
Includes pre-screen A + DAO
- C043A **Pre-Screen IgG 1-3/IgG4** S
Detects and differentiates IgG1-3 and IgG4-mediated food intolerances
- C043B **Pre-Screen Combination** S
Includes Pre-Screen A + Pre-Screen IgG1-3/IgG4
- Recommendation:**
Depending on the reaction strength in the pre-screens, follow up tests are recommended:
- EAST-class 3: e.G. C046
- EASTclass 4-6: e.G. C242 oder C433

IgE Nutritional Allergies

- C045 **IgE Food Screen** S
Covers the 55 most important food allergens (46 individual allergens + 2 allergen pools)
- C759P /C759S **IgG4-IgE Combined Screen** S
Includes the most common food allergies (22 individual allergens + 2 allergen pools)

IgG4 Food Intolerances

- C046 **IgG4+ Food Screen** S
Covers the 69 most important food allergens (40 individual allergens + 8 allergen pools)
- C242 **IgG4+ Compact Screen** S
96 individual allergens, with result explanation, therapy recommendations and various ideas for recipes
- C433 **IgG4+ Omniscreen** 2S
216 individual allergens, with result explanation, therapy recommendations and various ideas for recipes

IgG1-3 Food Intolerances

- C046A **IgG 1-3 Food Screen** S
Covers the 69 most important food allergens (40 individual allergens + 8 allergen pools)
- C242A **IgG 1-3 Compact Screen** S
96 individual allergens, with result explanation and therapy recommendations
- C433A **IgG 1-3 Omniscreen** 2S
216 individual allergens, with result explanation and therapy recommendations

Pseudo-allergic Reactions (CAST)

- C560 **Pseudoallergy Screening Profile** 2EDTA EXP
(3 Pools) 15 Food Coloring and Food Additives
- Food coloring**
Pool 1: Quinoline yellow, yellow-orange, azorubine, amarant, cochineal red A
Pool 2: Erythrosine, patent blue, indigo carmine, brilliant black
Food additives
Pool 3: K-Metabisulfite, Na-Benzozate, Na-Nitrite, Na-Salicylate, tartrazine, glutamate
- Single testings of:**
- C570 **substances from Pool 1** 2EDTA EXP
- C580 **substances from Pool 2** 2EDTA EXP
- C590 **substances from Pool 3** 2EDTA EXP
- Note:** *For individual requests please use the individual request field on page 1.*

Type IV Food Allergies (LTT)

- C650 **Determination of T-cell mediated Allergies to 20 Staple Foods** 3CPDA/ACDB EXP
Pool 1: Milk, hen's egg, wheat, rye, rice
Pool 2: Peach, apple, orange, hazelnut, peanut
Pool 3: Tomato, soya, carrot, celery, potato
Pool 4: Cod, chicken, turkey, beef, pork
- Further diagnostics in case of reactions to tested pools:
- Single testings of:**
- C660 **substances from Pool 1** 3CPDA/ACDB EXP
- C670 **substances from Pool 2** 3CPDA/ACDB EXP
- C680 **substances from Pool 3** 3CPDA/ACDB EXP
- C690 **substances from Pool 4** 3CPDA/ACDB EXP

Histamine Intolerance

- C385 **Histamine Degradation Capacity** S
- C390 **Diaminoxidase (DAO)** S
Determination of reactions to biogenic amines
- C395 **Co-Factors of DAO** EDTA, Hep
Small blood count, vit. B6, Cu + Zn (WB)

- C410 **Methylhistamine in Urine** T908
- C415 **Histamine in Urine** T908
For additional diagnostic, please see request form A13 Gastrointestinal, Mikrobiologie
- A410 **Histamine in Stool** T909
- A112 **Histamine Producing Bacteria** Fe


Inhalative Allergies IgE

- C430 **Inhalation Screen 20 Allergens** S
Includes the most important pollen, grasses, animal epithelia, mites and molds
- C440E **Early Bloomers (starting end of January)** S
Alder, hazel, elm, GAX2: seasonal screen (timothy, mugwort, ribwort and glasswort)
- C450E **Central Bloomers (starting in May)** S
Lolchgrass, mugwort, wheat, rye, Tx22: tree mix (birch, oak, elm, cedar, mesquite) x2: herb mix (tulip, geranium, primrose, hyacinth, blue)
- C460E **Late Bloomers (starting in September)** S
Cocksfoot grass, meadow foxtail, ryegrass, Pax3: pollen + molds (Aspergillus fumigatus, Alternaria alternata, rye, wheat)
- C470E **Household Allergens** S
Epithelia HAX1: house dust M11: Rhizopus nigricans, Mx12: molds Ex8: feather mixture

Opioid Peptides from Milk and Grain

- C710 **Casomorphine and Gliadorphine** T912
 β -casomorphine 7, gliadorphine, casomorphine 1-3, casomorphine 1-4amide, exorphine A5, B5, C

Gluten Intolerance

- B170 **Gliadin and Transglutaminase AB Serum TG2** S
Gliadin- and Transglutaminase-AB Stool TG2. Please see request form A13 Gastrointestinal, Microbiology
- B180 **Anti-WGA IgG** wheat germ agglutinin S
- B190 **Genetic Disposition sprue / Celiac Disease: HLA-DQ2 / DQ8** EDTA 

Special Indications: Skin and CNS

- B174 **Transglutaminase 3 Antibodies IgA** S
Autoimmune diseases of the skin e.g. dermatitis herpetiformis Duhring
- B176 **Transglutaminase 6 Antibodies IgA and IgG** S
Transglutaminase of the CNS e.g. in gluten ataxia

III. Neurological Stress and Endocrinology

Neurostress

- F500 **Neurotransmitter Basic** T908
Adrenaline, noradrenaline, dopamine, serotonin
- F510 **Neurotransmitter Plus** T908
Adrenaline, noradrenaline, dopamine, serotonin, glutamate, GABA
- F610 **NT-Tryptophan Metabolism** T928
Comprehensive analysis of the TRP metabolism: Serotonin production, kynurenine pathway with kynurenine, kynurenic acid, quinolinic acid, IDO and KMO activity. Additionally: Catecholamine determination: Dopamine, norepinephrine and adrenaline as well as clarification of the activation of the TH1 pathway via neopterin
- F620 **NT-Tryptophan Metabolism Plus** T928
Comprehensive analysis of the TRP metabolism: Serotonin production and kynurenine pathway, of the catecholamine metabolism: PHE, tyrosine, dopamine, norepinephrine and adrenaline, further neurotransmitters: GABA, glutamate as well as relevant cofactors, methyl group donors, parameters of NO stress and of mitochondria + Clarification of immune stimulation (neopterin, BH4) and risk of arteriosclerosis (TMAO)
- F630 **Methyl Group Donors** T928
SAM, SAH, betaine, choline
- F520 **Inhibitory Neurotransmitters** T908
Serotonin, GABA
- F550 **Serotonin in Urine** T908
- F570 **Melatonin Sulfate in Urine** 1.MU
Total nocturnal production

Thyroid Gland

- F200 **Thyroid Gland Basic Profile** S
TSH, fT3, fT4
- F210 **Thyroid Gland - Supplementary Profile** S
TSH-receptor-AB, microsomal-AB
- F220 **TSH** S
- F224 **Reverse T3** S
- F230 **TPO** Microsomal Antibodies S
- F240 **TRAK** S
- F245 **TAK** S
- F248 **Calcitonin** Szg



Please, always complete when requesting hormone tests:

Date of Blood Sampling: / /

Last Menstruation: / /

Menstrual Cycle Phases:

- Follicle Phase
 Luteal Phase
 Ovulation Phase
 Menopause
 Post-Menopause

Overview Profiles

Female

- F111 **Hormonal Status Female** S
LH, FSH, Estradiol, progesterone, total testosterone, prolactin
→ luteal phase
- F112 **Fertility profile** S
AMH, FSH, total testosterone, DHEAS, prolactin
→ day 2 - 5 of the menstrual cycle
- F113 **PCO** S
LH, FSH, total testosterone, SHBG, free androgen index, DHEAS, androstendione
→ day 2 - 5 of the menstrual cycle
- F114 **Menopause vs. Amenorrhea** S
LH, FSH, progesterone, total testosterone, TSH, prolactin

Male

- F151 **Hypogonadism** S
LH, FSH, total testosterone, SHBG, free androgen index
- F152 **Bioavailable Testosterone** S
Total testosterone, SHBG, albumin

Male and Female

- F181 **Hormone-induced Hair Loss** S, Szg
LH, FSH, estradiol, total testosterone, prolactin, DHEAS, parathormone
- F182 **Hormonal Age** S, 1.MU
DHEAS, pregnenolone sulfate, melatonin sulfate, total testosterone

Hormon Profiles according to Rimkus

- RIM1 **Female:** Estradiol, progesterone S
- RIM1A **Female:** Estradiol, progesterone, FSH S
- RIM2 **Male:** Estradiol, progesterone S
- RIM2A **Male:** Estradiol, progesterone, testosterone S

Pituitary Control Hormones

- F260 **LH** S
- F270 **FSH** S
- F280 **Prolactin** S

Sex Hormones

- F315 **Pregnenolone Sulphate** S
- F320 **Estradiol** S
- F330 **Oestron** S
- F340 **Progesterone** S
- F350 **Total Testosterone** S
- F360 **Free Testosterone** S
- F370 **SHBG** S
- F380 **Dihydrotestosterone** S
- F390 **Androstenedione** S
- F660 **Somatomedin C IgF1** S

Adrenal Hormones

- F440 **Cortisol in Serum** S
- F450 **DHEA-S in Serum** S

Metabolites

- F325 **Estrogen Metabolites** T927
2-hydroxy-estrone, 2-methoxy-estrone, 16-hydroxy-estrone, 4-hydroxy-estrone, 4-methoxy-estrone
Methylation activity
based on estrogen metabolism

IV. Saliva Tests

Profiles

- 0200 **Cortisol Diurnal Profile** TBio1
Cortisol 8 am / 12 pm / 8 pm
- 0220 **Cortisol-DHEA-Diurnal Profile** TBio1
Cortisol 8 am / 12 pm / 8 pm, DHEA 8 am / 8 pm
- 0360 **Melatonin** (nighttime saliva) T923
- 0380 **Nocturnal Saliva Profile Melatonin** T924
10 pm / 12 am midnight / 2 am
- 0934 **Hormone Profile Male Saliva** T905
Cortisol, DHEA, progesterone, testosterone, estradiol
- 0935 **Hormone Profile Female Saliva** T905
Cortisol, DHEA, progesterone, testosterone, estradiol

Single Parameters

- 0310 **Cortisol** T905
- 0320 **DHEA** T905
- 0330 **Progesterone** T905
- 0340 **Estradiol** T905
- 0350 **Testosterone** T905
- 0355 **Estriol** T905
- 0360 **Melatonin Night Saliva** T923

V. Immunology and Haematology

Blood Group Serology

- D131 **Blood Group + Rh + AB Screening Test** EDTA
Important: label tubes with name and date of birth

Cellular Diagnostics

- D150 **Small Blood Count** EDTA
- D160 **Complete Blood Count** EDTA

Diagnostic Overview

- D180 **Cellular Immune Status** 2EDTA EXP
Lymphocyte differentiation



Further Immune Cell Differentiation:

- D197 **Monitoring of Non Specific Immune Defense**
By Monocytes and Natural Killer Cells 2EDTA EXP
- D187 **Monitoring of Immune Activation** 2EDTA EXP
Differentiation of acute and chronic stress and activation states
- D200 **Regulatory T-cells** 2EDTA EXP
Suppression of the cellular immune response, regulate self-tolerance of the immune system



For Micro-immunotherapy:

- D181 **MeGeMIT Immune Status** 2EDTA EXP
Cathedral formed bar chart without interpretation
- D230 **MeGeMIT TH1/2/17 Treg-Panel NEW** EDTA EXP
- D940 **MeGeMIT Serum Protein Profile** 2S
IgM, IgA, IgG, C3 Complement Component, α 1-Antitrypsin, α 1-Glycoprotein, Haptoglobin, CRP, Transferrin, Albumin, Prealbumin, without interpretation

Cellular and Humoral Profiles

- D110 **Complete Immune Profile 1** 2Sz  2EDTA EXP
Ly-Diff., CRP, sIL2R, neopterin, IgG, IgA
- D120 **Complete Immune Profile 2** 2Sz  2EDTA EXP
Ly-Diff., CRP, sIL2R, neopterin, ECP, RF, ANA, IgG, IgG subcl., IgA, IgM

Humoral Activity Parameters

- D240 **Humoral Immune Response Profile** Sz 
CRP, sIL2R, neopterin
- D250 **CRP** S
- D260 **Soluble Interleukin-2 Receptor (sIL2R)** Sz
Specific immune defense activity
- D270 **Neopterin in Serum** S 
Activation of the TH1 pathway, increase i.a. in viruses, intracellular bacteria, inflammatory diseases and tumors
- D275 **IP-10** S
IFN- γ induced biomarker; Detection of T-cell induced immune activation
- D290 **Eosinophilic Cationic Peptide (ECP)** Sz
Activation of the TH2 pathway, determination in atopic diseases

Cytokine Diagnostics

Stimulated Cytokines:

- D845 **TH1/2/17 Cytokine Status** Hep EXP
Examination of immune balance by interleukin analysis
- D850 **Proinflammatory Cytokine Status** Hep EXP
Testing of a basic inflammatory situation (interleukin synthesis)

Unstimulated Cytokines:

- D875 **Inflammation Profile** S, Hep EXP
IL-1 β , IL-6, IL-10, TNF- α , CRP

Inflammatory Cytokines

- D8301 **IL-1 β** Hep EXP
- D8302 **IL-6** Hep EXP
- D8303 **IL-8** Hep EXP
- D8304 **TNF- α** Hep EXP

TH1 Cytokines:

- D8305 **IL-2** Hep EXP
- D8306 **IL-12** Hep EXP
- D8307 **IFN- γ** Hep EXP
- D8304 **TNF- α** Hep EXP

TH2 Cytokines:

- D8308 **IL-4** Hep EXP

TH17 Cytokines:

- D8309 **IL-17** Hep EXP

Immunoregulatory Cytokines:

- D8310 **IL-10** Hep EXP

Immunoglobulins

- D910 **IgA** S
- D920 **IgG total** S
- D930 **IgG Subclasses** S
- D950 **IgE** S
- D960 **Profile Immunoglobulins** S
IgM, IgG, IgA, IgG Subclasses 1-4

Other Immunological Parameters

- D710 **Nagalase** S
Activity measurement of a-N-acetylgalactosaminidase



Inflammation Diagnostics

- D865 **TNF- α -Inhibition Test** CPDA/ACDB EXP
Evaluation of anti-inflammatory drugs to reduce inflammatory activity; Base value including prednisolone as reference value
- D8650 **Standard Panel** CPDA/ACDB EXP
 α -Lipoic Acid, Boswellia carterii (African incense), curcumin, procaine, resveratrol, vitamin C

Selection of further Inhibitors: (1x CPDA/ACDB EXP)

Only selectable in combination with D865

- D8651 **α -Lipoic acid**
- D8681 **Berberine**
- D8652 **Boswellia carterii** (African incense)
- D8653 **Boswellia serrata** (Indian incense)
- D8654 **Nettle extract**
- D8655 **Bromelain**
- D8656 **Coenzyme Q10**
- D8657 **Colostrum**
- D8658 **Curcumin**
- D8659 **Folic acid**
- D8660 **Glutamine**
- D8682 **Glutathione reduced**
- D8661 **L-Carnitine**
- D8662 **Lecithin**
- D8663 **N-Acetyl-Cysteine**
- D8664 **Milk Thistle**

Blood: S = Serum; Sz = Serum - must be centrifuged (also in case of short shipping time); g = frozen; EDTA = EDTA-Whole-Blood; EDTA-PI = EDTA-Plasma; HCY = Special Vial Homocysteine; Hep = Heparin Whole-Blood; NaF = Sodium Fluoride Whole-Blood; CPDA/ACDB = Citrate Transport Med.; Citrat = Citrate Blood 1:10; CP = Citrate Plasma; CPg = Frozen Citrate Plasma; **Urine diagnostics:** 1st MU = First Morning Urine; 2nd MU = Second Morning Urine; U24 = Urine collected over a period of 24 hours; - **Other Materials:** T = Special Test Set; EXP = Sample Pick-up or Express Shipment required;  = Light-Protected;  = Genetic Consent required - **Detailed Legend see last page.**



A 1 3 - 5 - E N - 3

- D8665 Niacin
- D8683 Omega 3
- D8666 Pantothenic acid
- D8667 Procaine
- D8684 Propolis
- D8668 Quercetin
- D8669 Resveratrol
- D8670 S-Adenosylmethionine
- D8671 Selenium
- D8672 Silymarin
- D8673 Devil's Claw
- D8674 Tocopherol
- D8685 Vitamin B12
- D8675 Vitamin C
- D8676 Vitamin D
- D8677 Zinc
- D8678 TNF- α Individual Preparation 1.....
- D8679 TNF- α Individual Preparation 2.....
- D8680 TNF- α Individual Preparation 3.....

Note: The selection of inhibitors is constantly being expanded. You will find an up-to-date list on our homepage.

NK Cell Function Tests

- D500 **Basic Activity** 3CPDA/ACDB **EXP**
Cytotoxic activity against virus-infected cells and tumor cells
- D510 **Tumor Killing Test Standard Panel** 5CPDA/ACDB **EXP**
Cytotoxic activity against virus-infected cells and tumor cells, testing of immune modulators, incl. standard panel: selenium, vitamin C, liver spleen peptides, mistletoe, ASA

Selection of further Immune Modulators

Only selectable in combination with D500 or D510

Please choose from the following preparations:

- D620 **Helixor M** CPDA/ACDB **EXP**
- D630 **Helixor P** CPDA/ACDB **EXP**
- D640 **Helixor A** CPDA/ACDB **EXP**
- D650 **Iscador M** CPDA/ACDB **EXP**
- D660 **Iscador P** CPDA/ACDB **EXP**
- D820 **Individual Preparation:**..... CPDA/ACDB **EXP**

Rheumatological Diagnostics / Autoimmune Diseases

- D320 **Rheumatism Profile 1** S, EDTA
Small blood count, CRP, sIL2R, ANA, RF, CCP-AB
- D340 **Reactive Arthritis** 2S
Yersinia AB, Chlamydia trachomatis AB, Chlamydia pneumonia AB (per IgA + IgG)
- D350 **RF** S
- D360 **ANA** S
- D365 **ENA Profile** S
SS-A, SS-B, Jo-1, SCL-70, U1RNP, ds-DNA, CENP-B
- D400 **CCP-AK** S
- D410 **c-ANCA** S
- D420 **p-ANCA** S

VI. Infection Diagnostics

Borrelia

Step 1: Serological Detection Methods

- K111 **Borrelia AB IgM and IgG qualitative** S
(detection method)

Step 2: Confirmation methods

- K131 **Borrelia Immunoblots** S
B. burgdorferi, B. spielmanii, B. afzelii - per IgG, IgM

Immunological detection methods

- K115 **Borrelia LTT** 3CPDA/ACDB **EXP**
- K120 **Borrelia ELISpot** 3CPDA/ACDB **EXP**
Verification of specific T-Cells, usually detectable already 5-7 days after tick bite

- K121 **Borrelia Fluorescence ELISpot** 3CPDA/ACDB **EXP**
Detects γ -IFN and IL-2 producing lymphocytes. Allows diff. between active and past infection.

- D220 **CD3-CD57+ NK-Cells** 2EDTA **EXP**
- K140 **Borrelia DNA inside the tick** tick

Additional Tick-borne Diseases

- K180 **Ehrlichiosis AB** S
- K190 **TBE-AB** S
IgM and IgG
- K200 **TBE-RNA** S
inside the tick
- K170 **Tick associated Coinfections** tick
Babesia microti, Babesia divergens, Ehrlichiose, Bartonella henselae, Bartonella quintana, Rickettsia s rickettsii, Rickettsia typhi
- K141 **Tick-Screening PCR** tick
Borrelia, Anaplasma, Rickettsia, Babesia, Bartonella

Viral Diseases

Virus Prevention

- E705 **Antiviral Micronutrients**
Vit. C, Vit. D3 (25OH), Zn (VB), Se (VB), melatonin
- D890 **Immune Competence against Viruses** S, Hep **EXP**, T923
TH1 ELISpot

Serology

- K341G **SARS-CoV-2 Verification of Immunity** 3CPDA/ACDB **EXP**
IgG-AB
For further corona diagnostics, please see separate request form
- K220 **HHV 1/2 AB** Herpes simplex 1/2 IgM + IgG S
- K230 **VZV - AB** HHV-Type 3 IgM + IgG S
- K240 **CMV - AB** HHV-Type 5 IgM + IgG S
- K251 **EBV - AB** HHV-Type 4, per IgM + IgG, VCA p18 + p23, EBNA1, EA p54 + p138, Zebra S
- K270 **HHV6 - AB** IgM + IgG S
- K280 **HHV7 - AB** IgM + IgG S
- K290 **HHV8 - AB** IgG S
- K300 **HIV1/2 AB** 3CPDA/ACDB **EXP**
- K320 **Polio - AB** Type 1 + 3, IgG Vaccination titer S
- K330 **Rubella - AB** IgG Vaccination titer S
- K340 **Measles - AB** IgG Vaccination titer S

ELISpots

- K265 **Reactivation screen** S
ELISpot to detect the most common acute reactivations (EBV, CMV, VZV)
- K260 **EBV - ELISpot** S
- K242 **CMV-ELISpot** S
- K355 **Influenza A-Fluorescence-ELISpot** S
- K271 **HHV6- Fluorescence-ELISpot** S
- K236 **VZV-ELISpot** S
- K221 **HSV1+2- Fluorescence-ELISpot** S

Bacteria Serology

- K460 **TPHA** Lues Screening Test S
- K490 **Chlamydia pneumoniae - AB** IgA + IgG S
- K500 **Chlamydia trachomatis - AB** IgA + IgG S
- K505 **Chlamydia - ELISpot** 3CPDA/ACDB **EXP**
- K520 **Yersinia - AB** IgA + IgG S
- K540 **Tetanus AB** IgG Vaccination titer S
- K550 **Diphtheria - AB** IgG Vaccination titer S
- K560 **Pneumococci - AB** IgG Vaccination titer S
- K570 **Mykoplasma - AB** IgA, IgM, IgG S
- K580 **ASL** Antistreptolysin titer S
- K590 **Campylobakter jejuni KBR** IgG S
Helicobacter pylori: please see B220

Fungi, Protozoa and Worms

- K620 **Candida - ELISpot** 3CPDA/ACDB **EXP**
Detection of chronic Candida infestation despite inconspicuous cultural stool findings
- K630 **Candida - Serology** IgA, IgG, IgM S
- K635 **Candida - Serology** IgE S
- K800 **Echinokokcus granululosus - AB** S
- K810 **Echinokokcus multilocularis - AB** S

VII. Clinical Chemistry

Overview Profiles

- G110 **Small Basic Profile** S, EDTA, NaF
Small blood count, hsCRP, blood sugar, Crea, gGT, GPT, amylase, Chol., HDL, LDL, TGL, UA
- G130 **Large Basic Profile** S, EDTA, NaF, U
Small Basic Profile + AP, urea, HbA1c, albumin quant., TSH, ferritin, microalbumin in urine

Liver and Pancreas

- G200 **Liver Basic Profile** S **EXP**, EDTA
small blood count, gGT, GPT, GOT, AP, cholinesterase, total bilirubin, LDH
- G210 **Hepatitis Serology Profile** S
Anti-HAV IgM, Anti Hbc IgM, Hbs-Ag, HCV-AB
- G220 **HAV-AB** IgM + IgG S
- G230 **HBC-AB** IgM S
- G240 **HBS-AB** Hepatitis B Vaccination titer S
- G250 **HBs-Ag** S
- G260 **HBV DNA** quantitative EDTA
- G270 **HCV-AB** EIA S
- G280 **HCV-RNA** quantitative 2EDTA
- G290 **HEV-AB** IgM + IgG S
- G300 **Liver Pancreas Screening** S
 γ GT, GPT, amylase
- G305 **Bilirubin** S **EXP**
- G315 **Albumin** quantitative S
- B148-77 **Amylase, Lipase** S

Kidney, Water and Electrolyte balance

- G320 **Kidney Profile** Sz, EDTA, NaF, 2.MU
Small blood count, Crea, urea, Na (S), K (S), Ca (S), blood sugar, albumin quant.; microalbumin and NAG in urine
- G330 **Urea** S
- G335 **Creatinine** S
- G340 **Cystatin C** S
- G345 **Serum Electrolytes Small** Na, K, Ca Sz
- G350 **Serum Electrolytes Large** Sz
Na, K, Ca, Mg, Cl, PO4
- G370 **Microalbumine in Urine** U
- G385 **Urostix** Mid Stream Urine
- G325 **Total protein** S

Atherosclerosis risk, Metabolic syndrome

- G391 **Arteriosclerosis Risk Basic Profile** S
TGL, Chol, HDL, LDL, lipid peroxidation, LpPLA2
- G392 **Arteriosclerosis Risiko Supplementary Profile** S, HCY
hsCRP, homocysteine, lipoprotein a
- G430 **Lipoprotein A** S
- E245 **LpPLA2** S
Vessel-specific inflammation marker
- G450 **hsCRP** S
- G460 **Homocysteine** HCY
- G510 **ADMA** S
Asymmetric dimethylarginine
- D1230 **Fibrinogen** Citrat
- G400 **Diabetes Screening** blood sugar, HbA1c EDTA, NaF
- G410 **Intact Proinsulin** Szg **EXP**
- G415 **HOMA-Index** Sz, NaF **EXP**
Insulin, blood sugar, insulin resistance
- G420 **Fat Metabolism Screening** S
Chol, HDL, LDL, TGL
- G515 **Lipoprint LDL-Subclasses** S
- G480 **Leptin** S
- G490 **Adiponectin** S
- G500 **Uric Acid** S

Anemia

- D133 **Anemia Profile** S, EDTA
Small blood count, LDH, transferrin saturation, ferritin, vit. B12, folic acid, haptoglobin

Heart and Muscles

- G521 **Cardiac Basic Profile** S, EDTA **EXP**
Small blood count, CK, CKMB, GOT, LDH, hsCRP
- G530 **Muscle Enzymes** CK, GOT, LDH S
- G550 **NT-pro-BNP** Cardiac Insufficiency S

Blood: S = Serum; Sz = Serum - must be centrifuged (also in case of short shipping time); g = frozen; EDTA = EDTA-Whole-Blood; EDTA-PI = EDTA-Plasma; HCY = Special Vial Homocysteine; Hep = Heparin Whole-Blood; NaF = Sodium Fluoride Whole-Blood; CPDA/ACDB = Citrate Transport Med.; Citrat = Citrate Blood 1:10; CP = Citrate Plasma; Cpg = Frozen Citrate Plasma; **Urine diagnostics:** 1st MU = First Morning Urine; 2nd MU = Second Morning Urine; U24 = Urine collected over a period of 24 hours; - **Other Materials:** T = Special Test Set; **EXP** = Sample Pick-up or Express Shipment required; **EXP** = Light-Protected; **EXP** = Genetic Consent required - **Detailed Legend see last page.**



Bone Metabolism

- G570 **Crosslinks** 1.MU
 G580 **Bone-specific AP** S

Iron Balance

- G620 **Transferrin Saturation** S
Serum iron, transferrin
- G630 **Ferritin** S
- G612 **Iron Standard** S, EDTA
Small blood count, Fe (S), transferrin, transferrin saturation
- G614 **Iron Store** S, EDTA
G612 + hsCRP, soluble transferrin receptor, ferritin, iron index
- G616 **Iron Anemia** S, 2EDTA, Hep
G612 + ferritin, Fe (WB), Cu (S), hsCRP, vit. B6, vit. B12, folic acid
- G618 **Iron Inflammation/Tumor** S, EDTA, Hep
G612 + ferritin, Fe (WB), hsCRP, folic acid

Tumour Marker

- G661 **Prostate Screening** S
PSA, fPSA, ratio
- G670 **Total PSA** S
- G681 **Female Profile 1** S
CEA, SCC, CA19-9
- G690 **Female Profile 2** S
TPA, Ca12-5, Ca15-3
- G701 **Male Profile 1** S
CEA, Ca19-9, total PSA
- G710 **Male Profile 2** S
Cyfra21-1, AFP, β -HCG, TPA
- G720 **LSA** S
- G730 **M2PK Blood** EDTA-PI.

VIII. Detoxification / Toxicology

Detoxification

- I510 **Detoxification Profile** S, 2EDTA, CPDA/ACDB EXF
Total GST photometric, GPX, SOD2, GSH, GSSG

Detoxification - Step-by-Step Concept

Step 1:

- I451 **Total GST Activity** photometric. EDTA EXF
- H240 **Total GST Activity** genetic EDTA \leftrightarrow
- I460 **Caffeine Clearance** 2S
1h and 5h after caffeine intake;
up to 60 kg: 300 mg, above: 400 mg

Please fill in:

Body weight (kg):

Step 2:

- E135 **When GST Activity Is Reduced;** Hep
Micronutrients analysis: Zn + Se (VB)
- E530 **When Caffeine Metabolism is disturbed:** Hep \leftrightarrow
Vitamin C

Step 3:

- Detoxification Capacity** Genotypes
- H110 **CYP 1A1** EDTA \leftrightarrow
- H120 **CYP 1A2** EDTA \leftrightarrow
- H190 **GST M1, T1, P1** EDTA \leftrightarrow
- H260 **NAT2** EDTA \leftrightarrow

Dentistry

Metals

- D1060 **LTT Metals** 6CPDA/ACDB EXF
Hg, Cu, Ag, Sn, ethyl mercury, Au, Ni, Pd, Cr, Co, Mo, Al, Pt, Cd
- D1090 **Titanium Alloys** 3CPDA/ACDB EXF
Ti, V, Al, Ni

Multielement Analysis Saliva (chewing gum tests)

- I610 **Amalgam / Root Fillings** T931
MEA (multielement analysis: Ag, Au, Bi, Cd, Co, Cu, Hg, In, Ir, Mo, Pb, Pd, Pt, Sn, Zn, Zr)
- I620 **Dental Crowns** T931
MEA-Tox I (MEA + As, Ni, Ti)
- I630 **Prostheses and Implants** T931
MEA-Tox I + Cr, Al
- I640 **Bisphenol A** T931

Plastic Fillings

- D1070 **LTT Plastics** 6CPDA/ACDB EXF
TEGDMA, BISGMA, HEMA, MMA, DUDMA, EGDMA, buthandiol-1-4-methacrylate, hydroquinone, dimethyl-4-toluidine, benzoyl peroxide, formaldehyde, phthalates, camphorquinone

Metals and Plastic Fillings

- D1080 **LTT Combination Profile** Dental Check
Au, Ni, Pd, Cr, Co, Pt, Hg, Cu, Ag, 6CPDA/ACDB EXF
Sn, MMA, HEMA, TEGDMA, BISGMA

Titanium Implant

- D835 **Titanium Stimulation Test** CPDA/ACDB EXF
Cytokine release (TNF- α), IL-1 β) by macrophages after contact with titanium dioxide

Root Canal Treatment

- D836 **Thioether Mercaptans** 2Hep EXF
Sensitization to thioether and mercaptans (IFN- γ + IL-10)

Inflammation / FDOK / NICO

- D1055 **Rantes** S
- H520 **Genetic Predisposition to Inflammation** EDTA \leftrightarrow
IL-1A, IL-1B, TNF- α , IL-1RN

Systemic Heavy Metal Exposure

- I927 **Safety Profile Chelate** 2Sz, NaF, Hep, EDTA
Complete blood count, Crea, urea, Na + K + Ca (S), blood sugar, K + Mg + Cu + Zn (WB), gGT, GPT, transferrin saturation, CRP
- I113 **Heavy Metals Profile before and after Chelate 38 Elements** T925
Ag, Al, As, Au, B, Ba, Be, Bi, Cd, Co, Cr, Cs, Cu, Fe, Ga, Gd, Ge, Hg, In, Ir, Li, Mn, Mo, Ni, Pb, Pd, Pt, Sb, Se, Sn, Sr, Ti, Tl, U, V, W, Zn, Zr, creatinine
- I114 **Heavy Metals Profile after Chelate 38 Elements** T925
like I113
- I115 **Heavy Metals in Urine without Chelate 38 Elements** 2x 2.MU
like I113
- I120 **Mercury in Urine before Chelate Administration** 2x 2.MU
- I130 **Mercury in Urine after Chelate Administration** T925
- I240 **Gadolinium in Urine before Chelate Administration** 2x 2.MU
- I245 **Gadolinium in Urine after Chelate Administration** T925

Chelation with:

Solvents and Aromatics

- I282 **Solvents Screening** qualitative SpezR, 4ml
- I290 **Phenol in Urine** Benzene exposure U#

LTT Tests (specific Type IV reactions)

- D1010 **LTT Environmental Toxins** 3CPDA/ACDB EXF
Plasticizer, formaldehyde, phenol, permethrin, dichlorophenoxyacetic acid
- D1020 **LTT Molds** 3CPDA/ACDB EXF
Aspergillus spez., Alternaria spez., Cladosporium spez.
- D1025 **LTT Solvents** 3CPDA/ACDB EXF
Toluene, xylene, acetone, hexane, tetrachlorethene, dichloromethane

Toxicology, other

- I360 **Glyphosate** U
- I370 **Polychlorinated Biphenyls** S
- I380 **Pentachlorophenol** S
- I390 **Hexachlorocyclohexan Metabolites** SpezR
- I432 **Pesticide Screening** qualitative Hep



For additional investigations, please refer to the following request forms:

A13s Gastrointestinal Tract / Microbiology

Includes all analyses related to the gastrointestinal tract: microbiome analysis, classical stool diagnostics, functional stool parameters, gastroenterological examinations (such as breath tests, Helicobacter pylori testing etc.), metabolome analysis, as well as vaginal diagnostics and aromatograms.

EBS-1 Evidence-Based Strategies for Common Diseases and Health Conditions *Coming Soon*

Comprises diagnostic profiles specifically compiled for various medical conditions, such as acne, burnout, chronic fatigue syndrome (CFS), depression, migraines, or irritable bowel syndrome (IBS). Additionally, it lists differential diagnostic and advanced parameters or profiles. The profiles are evidence-based, elucidate causes, describe consequences for the organism, and provide reliable approaches for individualized therapy.

GEN-1 Genetics

Includes clinically relevant gene combinations, epigenetic profiles, genetic profiles related to various health issues (such as histamine intolerance, inflammation, depression, vitamins, pharmacogenetics, cardiovascular health, osteoporosis, coagulation, etc.), and various individual analyses.

COV-9 COVID-19

Encompasses all investigations relevant to COVID-19 or Long-/Post-COVID.



Patient Data:

Blood Pressure: mm Hg

Body Height: cm Weight: kg

Medication, Dosage, Taken since:

Complaint Pattern / Anamnesis:

Diagnoses

Please mark known diseases or complaint patterns of the patient

Digestive Tract

- Colitis ulcerosa
- Diabetes mellitus
- Diverticulosis
- Fructose malabsorption
- Gastritis
- Colon carcinoma
- Crohn's disease
- Food Intolerances
- Constipation
- Pancreas Insufficiency, exocrine
- Irritable colon
- Intestinal mycosis
- Diarrhoea
- Dyspepsia
- Cholelithiasis
- Haemorrhoids
- Lactose Intolerance
- Meteorism
- Ulcus complaints
- Celiac Disease
- Stomatitis

Respiratory Tract

- Bronchial asthma
- Rhinitis
- Tonsillitis
- Bronchitis
- Sinusitis

Skin/Hair

- Acne
- Furuncles
- Psoriasis
- Urticaria
- Eczema
- Loss of hair
- Dry skin
- Cellulitis

Cardiovascular System

- Angina pectoris
- High blood-pressure
- Lipid metabolic disorder
- Arteriosclerosis
- Cardiac insufficiency

Urogenital Tract

- Cystitis
- Prostatic hypertrophy
- Urinal Tract Infection
- Vaginal mycosis

Allergies

- Food allergies
- Neurodermatitis
- Pollinosis

Psyche/Nervous System

- Depression
- Anxiety
- Hyperactivity (ADS)
- Fatigue
- Polyneuropathy
- Headaches
- Insomnia

Hormonal Dysfunction

- Menopause
- Premenstrual complaints
- Hypothyroidism
- Hyperthyroidism

Musculoskeletal System

- Athrosis
- Bechterew's disease
- Osteoporosis
- Rheumatoid arthritis

Declaration of Consent for Genetic Analysis (Gene Diagnostics Law)

Patient	Stamp Hosp. / Surgery
Name, First Name	
Date of Birth: <input type="text"/> / <input type="text"/> / <input type="text"/>	

My physician has informed me about the relevance and scope of the respective diagnostic tests, in particular about their purpose, nature, extent, significance and consequences. yes no

I have given my consent to the collection of required sample material. yes no

I was given sufficient time before agreeing to the above mentioned analysis and I have the right to revoke my Declaration of Consent in written form at any time. yes no

I agree that the remaining sample material can be kept for later verification, additional requests by my physician or for scientific purposes (i.e. method development) until revoked. yes no

The requested analysis can be forwarded to a specialized medical cooperation laboratory. yes no

The test results might be saved for a longer time than the specified 10 years period. yes no



Place and Date



Signature/Legal Representative

Declaration of the patient:

I hereby declare my consent to the examinations arranged. I have been informed of the costs and of the right to a second medical opinion.

I agree that the services I wish to receive are preventive services which are not part of basic medical care. The services will be charged on the basis of the German Scale of Fees for Physicians (GOÄ). In addition to the service, a reimbursement of expenses according to §10GOÄ (3) in the amount of 5.60 € will be charged. I have no claim against my health insurance for reimbursement of the individual services. The laboratory medical examinations are carried out by biovis' Diagnostik MVZ. My doctor has informed me about this.

I agree to my personal data being transmitted for the provision of services (name, address, payer, insurance number, date of birth and gender, if applicable, information on body height and weight, medical history and medication), insofar as this is necessary for requested analyses. (Regulation (EU) 2016/679 Art. 6 para. 1 lit. B). I give this consent voluntarily and can revoke it informally at any time with immediate effect for the future without giving reasons. My doctor has also informed me about this.

I agree that remaining sample material may be stored for scientific purposes (e.g. method development) until revoked.



Place and Date



Signature/Legal Representative

Material Legend:

- Blood**
- S = Serum
 - Sz = Serum - must be centrifuged (also in case of short shipping time)
 - Szg = Serum centrifuged frozen
 - EDTA = EDTA Whole-Blood
 - EDTA-Pl = EDTA-Plasma
 - HCY = Special Vial Homocysteine
 - Hep = Heparin Whole-Blood
 - NaF = Sodium Fluoride Whole-Blood
 - CPDA/ACDB = Citrate Transport Med.
 - Citrat = Citrate Blood 1:10
 - CP = Citrate Plasma
 - CPg = Frozen Citrate Plasma
 - SpezR = Special Vial

- Urine Diagnostics**
- U = Standard Urine, yellow UM*
 - U grün = Midstream Urine, green UM*
 - 1.MU = First Morning Urine, yellow UM*
 - 2.MU = Second Morning Urine, yellow UM*
 - U24 = Urine collected over a period of 24 hours, yellow UM*
 - U# = Midstream Urine, in case of professional exposure after end of shift
- *Urine Monovette

- Other Materials**
- Fe = Stool
 - Abstr. = Smear (Cotton swab)
 - T + Nr. = Special Test Set (depends on requirements)
 - EXP = Sample Pick-up or Express Shipment required
 - = Light-Protected
 - = Genetic Consent required



A 1 3 - 5 - E N - 6